



MATH NEWS



Grade 5, Module 3, Topic B

5th Grade Math

Module 3: Addition and Subtraction of Fractions

Math Parent Letter

This document is created to give parents and students a better understanding of the math concepts found in Eureka Math (© 2013 Common Core, Inc.) that is also posted as the Engage New York material which is taught in the classroom. Grade 5 Module 3 of Eureka Math (Engage New York) covers Addition and Subtraction of Fractions. This newsletter will address making like units pictorially.

Topic B. Making Like Units Pictorially

Words to know

- Unit Fraction
- Simplest Form
- Equivalent Fraction
- Improper Fraction
- Mixed Number
- Associative Property

Things to Remember:

- **Unit Fraction** – A fraction whereby the numerator (the “top number”) is 1.
Examples: $\frac{1}{2}$, $\frac{1}{6}$, $\frac{1}{100}$
- **Improper Fraction**- An improper fraction is a fraction where the numerator (the top number) is greater than or equal to the denominator (the bottom number).
Examples: $\frac{7}{2}$ (seven halves) and $\frac{5}{5}$ (five fifths)
- **Simplest form (fraction)**- A fraction is in **simplest form** when the numerator and denominator only have 1 as their common factor.
Example: $\frac{2}{4}$ can be **simplified** to $\frac{1}{2}$ since 2 and 4 have a common factor of 2. $\frac{1}{2}$ is in **simplest form** because the only common factor for 1 and 2 is 1.
- **Mixed Number**-A **mixed number** is a whole number and a fraction combined into one “mixed” number.
Example: $1\frac{1}{3}$
- **Equivalent Fraction**-Fractions which have the same value, even though they may look different.
Example: $\frac{1}{2}$ and $\frac{2}{4}$
- **Associative Property** - **Associative Property** states that you can add or multiply regardless of how the numbers are grouped. By ‘grouped’ we mean where the parentheses are placed.
Example: $5 \times 7 \times 2 = (5 \times 2) \times 7$ or $5 \times (2 \times 7)$

OBJECTIVES OF TOPIC B

- Add and subtract fractions with unlike units using the strategy of creating equivalent fractions.
- Add and subtract fractions with sums between 1 and 2.
- Solve two-step word problems.

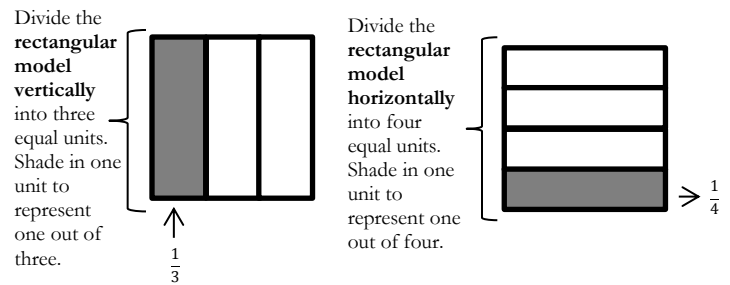
Focus Area– Topic B

Module 3: Addition and Subtraction of Fractions

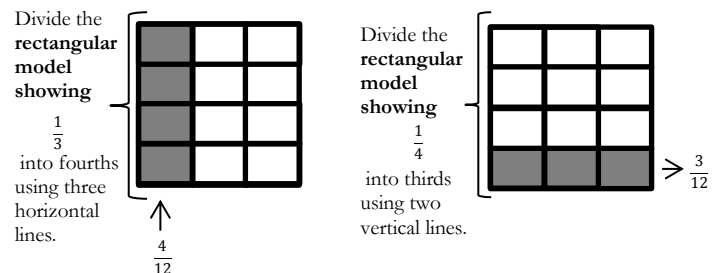
Problem 1: $\frac{1}{3} + \frac{1}{4} =$

Step 1: Ask yourself can the fraction one third be added to the fraction one fourth? No, because the units are not the same. We need to find like units.

Step 2: Begin the process of finding like units (denominators) by drawing two rectangular models. Each **rectangular model** will represent a different unit fraction shown above.



Step 3: Have both **rectangular models** show the same size units.



Each **rectangular model** now has 12 units.

Step 4: Rename each fraction showing like units(denominators).

$\frac{1}{3} = \frac{4}{12}$ and $\frac{1}{4} = \frac{3}{12}$ are both **equivalent fractions**

Now, we can add the units.

$$\frac{4}{12} + \frac{3}{12} = \frac{7}{12}$$



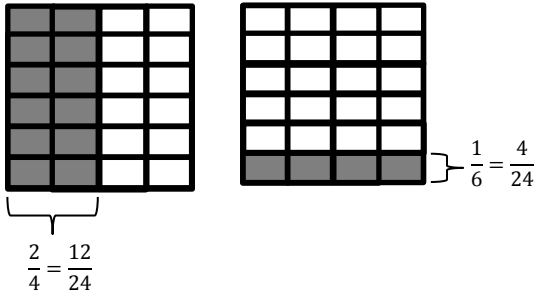
Application Problem:

Gabe ran $\frac{1}{3}$ miles on Monday and $\frac{1}{4}$ miles on Tuesday. How far did Gabe run on both days. Answer: $\frac{7}{12}$ miles

(The steps above would be used to determine how far Gabe ran on both days.)

For the following problem, draw a picture using rectangular models.

$$\frac{2}{4} + \frac{1}{6} =$$



$$\frac{12}{24} + \frac{4}{24} = \frac{16}{24} = \frac{2}{3}$$

The fraction $\frac{16}{24}$ can be **simplified** to $\frac{2}{3}$. The only common factor for 2 and 3 is 1; therefore it is in **simplest form**.

To find the **simplest form** we divide both the numerator and denominator by a common factor.

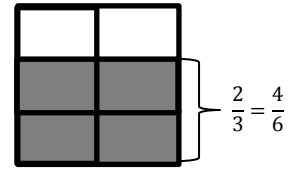
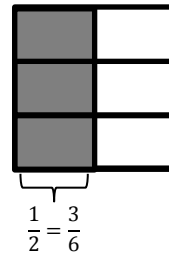
Example 1: $\frac{16}{24} \div \frac{2}{2} = \frac{8}{12} \div \frac{2}{2} = \frac{4}{6} \div \frac{2}{2} = \frac{2}{3}$

Example 2: $\frac{16}{24} \div \frac{4}{4} = \frac{4}{6} \div \frac{2}{2} = \frac{2}{3}$

Example 3: $\frac{16}{24} \div \frac{8}{8} = \frac{2}{3}$



Marco bought two pizzas for dinner. He ate $\frac{1}{2}$ of the pizza for dinner and $\frac{2}{3}$ for breakfast the next morning. Marco took the remaining pizza to school for lunch. How much total pizza did he eat for breakfast and lunch? How much pizza did Marco take to school for lunch?



$$\frac{3}{6} + \frac{4}{6} = \frac{7}{6}$$

$\frac{7}{6}$ is a **improper fraction**

$\frac{7}{6}$ is the same as $\frac{6}{6} + \frac{1}{6}$

$\frac{6}{6}$ is equal to a whole

$$1 + \frac{1}{6} = 1\frac{1}{6} \text{ } \} \text{ Mixed Number}$$

Marco ate a total of one whole pizza and one-sixth of the second pizza for dinner and breakfast.

Question 2: How much pizza did Marco take for lunch?

Strategy 1: $\frac{1}{6} + \underline{\quad} = 1$ whole pizza $\frac{1}{6} + \frac{5}{6} = 1$ whole pizza

Strategy 2: 1 whole pizza - $\frac{1}{6}$ pizza eaten = $\frac{5}{6}$

Marco took five-sixths of a pizza to school for lunch.



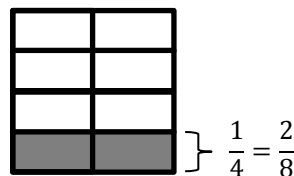
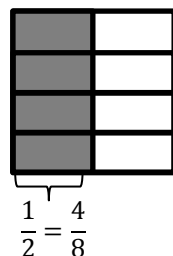
Solve the following problem using the **Associative Property**.

$$1\frac{1}{4} - \frac{1}{2} =$$

$1\frac{1}{4}$ is the same as $1 + \frac{1}{4}$ therefore, you can rewrite the problem using the **Associative Property**.

$$\left(1 + \frac{1}{4}\right) - \frac{1}{2} = \left(1 - \frac{1}{2}\right) + \frac{1}{4} = \frac{1}{2} + \frac{1}{4}$$

$$\frac{1}{2} + \frac{1}{4} =$$



$$\frac{4}{8} + \frac{2}{8} = \frac{6}{8} \div 2 = \frac{3}{4}$$